


Augmented Reality App Instructions

1.



Access your mobile device's app store, download the Hoverlay app, and follow instructions to install the Hoverlay camera browser app on your mobile device. Please note: the app requires an augmented reality-capable device running iOS 13 or later or Android 7.0 or later.

2.



Open the Hoverlay app.
Make sure your phone is not on silent and that the volume is turned up.
Be aware of your surroundings.

3.




Search for the ScottsdalePublicArt channel to unlock the experiences.
You may use the camera with QR code as shortcut.

4.




Set your Anchor Symbol (Camp Card or Camp Dreamtree Map) on a flat surface.
Place your phone over the Anchor Symbol (Camp Card) so that you see it on the screen. Your phone will notify you when it detects the Image or Symbol.

5.



Angle your phone into a vertical position, wait for the "100%" and see the AR experience.

Enjoy!



6.



You may record a video or take photo within app.
Please post any media with:

#scottsdalepublicart #campdreamtree #hoverlay

Show us what you do.